

PREMIUM

The Maax Swim Spa Range

The ultimate spa experience



call **13SPAS** or visit maaxspa.com.au



Relax with Maax



Available In: • Portable • Portable Hybrid (Gas or Heat Pump) • In-ground • In-ground Hybrid

XS Hydro Swim

Size	3500 x 2500 x 1200mm
Seating Capacity	10+
Water Capacity	3650L
Dry Weight	830kg
Filled Weight	4480kg
Hydrotherapy Jets	27
Deep Tissue Massage	28
Swim Jet	3
Air Jets	20
Waterfalls	-
Total Stainless Steel Jets	78

High Performance Pumps	3 x 3HP
Circulation Pump	350 Watt
LED Lights	LED Radiance XS
Blower	Single Speed Blower
Heater	3.8kw
Aromatherapy	Aromatherapy
Ozone	O3 Pure XS
Controller	Gecko in.xm / in.k600
Remote	Floating Remote & Sensor
Cabinet	Cedar Classic
Drain	Cabinet Mounted Drain
Filtration	2 x 75sqft
Insulation	Thermo Lock XS

Hard Cover	Lockable Hard Cover
Base	Reinforced Fibreglass Base
Electrical	32amp Direct Wire
Optional Upgrades	
<i>(See page 12 for details)</i>	
Supercharge Upgrade	N/A
Evadure Cabinet	Optional
Steps	Optional
Harmony XS	Optional



Available In: • Portable • Portable Hybrid (Gas or Heat Pump) • In-ground • In-ground Hybrid

XS Elite Swim

Size	3950 x 2500 x 1200mm	High Performance Pumps	3 x 3HP	Hard Cover	Lockable Hard Cover
Seating Capacity	5+	Circulation Pump	350 Watt	Base	Reinforced Fibreglass Base
Water Capacity	5500L	LED Lights	LED Radiance XS	Electrical	32amp Direct Wire
Dry Weight	890kg	Blower	Single Speed Blower	Optional Upgrades	
Filled Weight	6390kg	Heater	3.8kw	<i>(See page 12 for details)</i>	
Hydrotherapy Jets	16	Aromatherapy	Aromatherapy	Supercharge Upgrade	N/A
Deep Tissue Massage	42	Ozone	O3 Pure XS	Evadure Cabinet	Optional
Swim Jet	3	Controller	Gecko in.xm / in.k600	Steps	Optional
Air Jets	18	Remote	Floating Remote & Sensor	Harmony XS	Optional
Waterfalls	1	Cabinet	Cedar Classic		
Total Stainless Steel Jets	80	Drain	Cabinet Mounted Drain		
		Filtration	2 x 75sqft		
		Insulation	Thermo Lock XS		

Specifications and pictures are based on portable models and are subject to change at manufacturers discretion.

for further information call **13SPAS** or visit maaxspa.com.au



Available In: • Portable • Portable Hybrid (Gas or Heat Pump) • In-ground • In-ground Hybrid

XS Pro Swim

Size	3950 x 2500 x 1200mm
Seating Capacity	6+
Water Capacity	5200L
Dry Weight	890kg
Filled Weight	6090kg
Hydrotherapy Jets	21
Deep Tissue Massage	42
Swim Jet	3
Air Jets	18
Waterfalls	-
Total Stainless Steel Jets	84

High Performance Pumps	3 x 3HP
Circulation Pump	350 Watt
LED Lights	LED Radiance XS
Blower	Single Speed Blower
Heater	3.8kw
Aromatherapy	Aromatherapy
Ozone	O3 Pure XS
Controller	Gecko in.xm / in.k600
Remote	Floating Remote & Sensor
Cabinet	Cedar Classic
Drain	Cabinet Mounted Drain
Filtration	2 x 75sqft
Insulation	Thermo Lock XS

Hard Cover	Lockable Hard Cover
Base	Reinforced Fibreglass Base
Electrical	32amp Direct Wire
Optional Upgrades	
<i>(See page 12 for details)</i>	
Supercharge Upgrade	N/A
Evadure Cabinet	Optional
Steps	Optional
Harmony XS	Optional



Available In: • Portable • Portable Hybrid (Gas or Heat Pump) • In-ground • In-ground Hybrid

XS Elite Swim 6 Metre

Size	5800 x 2310 x 1325mm	High Performance Pumps	3 x 3HP	Hard Cover	Lockable Hard Cover
Seating Capacity	5+	Circulation Pump	350 Watt	Base	Reinforced Fibreglass Base
Water Capacity	7500L	LED Lights	LED Radiance XS	Electrical	32amp Direct Wire
Dry Weight	1285kg	Blower	Single Speed Blower	Optional Upgrades	
Filled Weight	8785kg	Heater	3.8kw	<i>(See page 12 for details)</i>	
Hydrotherapy Jets	14	Aromatherapy	Aromatherapy	Supercharge Upgrade	N/A
Deep Tissue Massage	46	Ozone	O3 Pure XS	Evadure Cabinet	Optional
Swim Jet	3	Controller	Gecko in.xm / in.k600	Steps	Optional
Air Jets	20	Remote	Floating Remote & Sensor	Harmony XS	Optional
Waterfalls	1	Cabinet	Cedar Classic		
Total Stainless Steel Jets	84	Drain	Cabinet Mounted Drain		
		Filtration	2 x 75sqft		
		Insulation	Thermo Lock XS		



Available In: • Portable • Portable Hybrid (Gas or Heat Pump) • In-ground • In-ground Hybrid

XS Dual Zone 6 Metre

Size	5800 x 2300 x 1330mm	
Seating Capacity	9+	
Water Capacity	7000L	
Dry Weight	1585kg	
Filled Weight	8585kg	

	Swim End	Spa End
Hydrotherapy Jets	0	22
Deep Tissue Massage	14	34
Swim Jet	5	0
Air Jets	0	20
Waterfalls	0	0
Total Stainless Steel Jets	19	76

	Swim End	Spa End
High Performance Pumps	3 x 3HP	2 x 3HP
Circulation Pump	350 Watt	250 Watt
LED Lights	2 x LED Classic	LED Radiance XS
Blower	None	Single Speed Blower
Heater	3.8kw	3.8kw
Aromatherapy	None	Aromatherapy
Ozone	O3 Pure XS	O3 Pure XS
Controller	Gecko in.xm / in.k600	Gecko in.xm / in.k600
Remote	Sensor	Floating Remote & Sensor
Cabinet	Cedar Classic	Cedar Classic
Drain	Cabinet Mounted Drain	Cabinet Mounted Drain
Filtration	2 x 75sqf	2 x 75sqft

	Swim End	Spa End
Insulation	Thermo Lock XS	Thermo Lock XS
Hard Cover	Lockable Hard Cover	Lockable Hard Cover
Base	Reinforced Fibreglass	Reinforced Fibreglass
Electrical	32amp Direct Wire	32amp Direct Wire
Optional Upgrades		
<i>(See page 12 for details)</i>		
Supercharge Upgrade	N/A	
Evadure Cabinet	Optional	
Steps	Optional	
Harmony XS	Optional Spa End Only	



Available In: • Portable • Portable Hybrid (Gas or Heat Pump) • In-ground • In-ground Hybrid

XS Dual Zone 8 Metre

Size	7950 X 2300 X 1330mm	
Seating Capacity	9+	
Water Capacity	9700L	
Dry Weight	1900kg	
Filled Weight	11,600kg	

	Swim End	Spa End
Hydrotherapy Jets	0	22
Deep Tissue Massage	14	34
Swim Jet	5	0
Air Jets	0	20
Waterfalls	0	0
Total Stainless Steel Jets	19	76

	Swim End	Spa End
High Performance Pumps	3 x 3HP	2 x 3HP
Circulation Pump	350 Watt	250 Watt
LED Lights	2 x LED Classic	LED Radiance XS
Blower	None	Single Speed Blower
Heater	3.8kw	3.8kw
Aromatherapy	None	Aromatherapy
Ozone	O3 Pure XS	O3 Pure XS
Controller	Gecko in.xm / in.k600	Gecko in.xm / in.k600
Remote	Sensor	Floating Remote & Sensor
Cabinet	Cedar Classic	Cedar Classic
Drain	Cabinet Mounted Drain	Cabinet Mounted Drain
Filtration	2 x 75sqf	2 x 75sqft

	Swim End	Spa End
Insulation	Thermo Lock XS	Thermo Lock XS
Hard Cover	Lockable Hard Cover	Lockable Hard Cover
Base	Reinforced Fibreglass	Reinforced Fibreglass
Electrical	32amp Direct Wire	32amp Direct Wire

Optional Upgrades		
<i>(See page 12 for details)</i>		
Supercharge Upgrade	N/A	
Evadure Cabinet	Optional	
Steps	Optional	
Harmony XS	Optional Spa End Only	

Specifications and pictures are based on portable models and are subject to change at manufacturers discretion.





Spa Colour Guard Shell
 Unlike any other Dual Zone on the market, the XS Dual Zone WA offers a Spa Colour Guard Shell. This application is used during the manufacture of swimming pools and provides a stronger more resistant shell – allowing the surface to be exposed to the elements without the protection of a cover. Your shell will be protected from fading, splitting or cracking in direct sunlight. These shells are manufactured in Western Australia by Australia’s leading swimming pool manufacturers.

Available In: • Portable • Portable Hybrid (Gas or Heat Pump) • In-ground • In-ground Hybrid

XS Dual Zone WA 6 Metre

Size	5950 x 2320 x 1330mm	
Seating Capacity	10+	
Water Capacity	7000L	
Dry Weight	1585kg	
Filled Weight	8585kg	

	Swim End	Spa End
Hydrotherapy Jets	0	14
Deep Tissue Massage	12	34
Swim Jet	5	0
Air Jets	0	14
Waterfalls	0	0
Total Stainless Steel Jets	17	62

	Swim End	Spa End
High Performance Pumps	3 x 3HP	2 x 3HP
Circulation Pump	350 Watt	250 Watt
LED Lights	2 x LED Classic	LED Radiance XS
Blower	None	Single Speed Blower
Heater	3.8kw	3.8kw
Aromatherapy	None	Aromatherapy
Ozone	O3 Pure XS	O3 Pure XS
Controller	Gecko in.xm / in.k600	Gecko in.xm / in.k600
Remote	Sensor	Floating Remote & Sensor
Cabinet	Cedar Classic	Cedar Classic
Drain	Cabinet Mounted Drain	Cabinet Mounted Drain
Filtration	2 x 75sqf	2 x 75sqft

	Swim End	Spa End
Insulation	Thermo Lock XS	Thermo Lock XS
Hard Cover	Lockable Hard Cover	Lockable Hard Cover
Base	Reinforced Fibreglass	Reinforced Fibreglass
Electrical	32amp Direct Wire	32amp Direct Wire

Optional Upgrades

(See page 12 for details)

Supercharge Upgrade	N/A
Evadure Cabinet	Optional
Steps	Optional
Harmony XS	Optional Spa End Only



Available In: • Portable • Portable Hybrid (Gas or Heat Pump) • In-ground • In-ground Hybrid

XS Dual Zone 8 Metre

Size	7960 X 2320 X 1330mm	
Seating Capacity	10+	
Water Capacity	9700L	
Dry Weight	1900kg	
Filled Weight	11,600kg	

	Swim End	Spa End
Hydrotherapy Jets	0	14
Deep Tissue Massage	12	34
Swim Jet	5	0
Air Jets	0	14
Waterfalls	0	0
Total Stainless Steel Jets	17	62

	Swim End	Spa End
High Performance Pumps	3 x 3HP	2 x 3HP
Circulation Pump	350 Watt	250 Watt
LED Lights	2 x LED Classic	LED Radiance XS
Blower	None	Single Speed Blower
Heater	3.8kw	3.8kw
Aromatherapy	None	Aromatherapy
Ozone	O3 Pure XS	O3 Pure XS
Controller	Gecko in.xm / in.k600	Gecko in.xm / in.k600
Remote	Sensor	Floating Remote & Sensor
Cabinet	Cedar Classic	Cedar Classic
Drain	Cabinet Mounted Drain	Cabinet Mounted Drain
Filtration	2 x 75sqf	2 x 75sqft

	Swim End	Spa End
Insulation	Thermo Lock XS	Thermo Lock XS
Hard Cover	Lockable Hard Cover	Lockable Hard Cover
Base	Reinforced Fibreglass	Reinforced Fibreglass
Electrical	32amp Direct Wire	32amp Direct Wire

Optional Upgrades

(See page 12 for details)

Supercharge Upgrade	N/A
Evadure Cabinet	Optional
Steps	Optional
Harmony XS	Optional Spa End Only


All our models are available in the following heating configurations:

- Portable with Electric Heating
- Portable Electric Hybrid with Gas Heater or Heat Pump
- In-ground Electric Hybrid with Gas Heater or Heat Pump
- In-ground with Gas Heater or Heat Pump


Everyone has different needs that are influenced by home and lifestyle factors. We also know that our spas are cost-effective to run without any additions. However, with rising energy costs and the need to reduce our carbon footprint, there is a requirement to look at other energy efficient solutions that complement spa installations worldwide. At Maax Spa, the home of the Original Hybrid Spa, we select only the highest quality components and use the most advanced technological solutions to guarantee that your spa will be cost-effective to run and fit your home and lifestyle requirements.



Spa Colour Range



Swim Spa Colour Range



WA Spa Colour Range



Cover Colour Range



Evadure Cabinet Colour Range



Standard



O3 Pure XS
Ozone + Mixing Chamber



LED Radiance XS
LED Light + 12 x LED Bud Lights



Thermo Lock XS
Double Closed Cell Foam on Shell & Pipework + Thermo Shield Cabinet Lining

Optional Upgrades



Harmony XS
Gecko Radio and Ipod Dock S/ Woofer & 4 Speakers & Topside Control
(Selected Models Only)



Evadure Cabinet



Steps

Built to Last

Spa Structure

Solid-Bond® 5 Layer Spa Shell Construction (Standard)

The Solid Bond 5 Layer Spa Shell Construction provides you with greater spa shell strength as well as far superior Thermal Retention qualities – conserving energy and reducing heating costs by maintaining water temperature longer.

The 5 Layers consist of:

- Aristech Acrylic the world's most used Spa Pool and Swim Spa acrylic surface with a finish that no one can match.
- Vinyl Ester Water Barrier and Bonding Layer behind the acrylic surface. This is essential for the shells' integrity and ability to last blemish free for decades.
- Two layers of Polyester Structural Resin for the shells' strength and rigidity – making the shell capable of holding many tons of water and people.
- 10mm of Shell Insulating Closed Cell Foam for heat retention.



Cabinet Structure and Durability (Standard)

All spa and Swim Spa supporting frames are pre-engineered to ensure that the integrity of the spa will remain intact and maintenance free for years to come.



Canadian Western Red Cedar Cabinet (Standard)

The natural beauty and exterior durability of Canadian Western Red Cedar is highlighted in the standard cabinet. An engineered sub-frame support the 20mm Cedar with a build quality second to none. Each cabinet is coated in our naturally coloured timber treatment with UV inhibitors, anti-fungicides and timber preservatives to reduce cabinet maintenance.

Evadure® Cabinet (Optional)

The Evadure Cabinet is a UV resistant synthetic cabinet that is virtually maintenance free and extremely durable for exterior use. The hand scraped textured finish gives a natural look with two attractive colours available; grey and teak.



Thermo Lock® (Standard)

The Thermo Lock High Density Closed Cell Insulation included on every Spa provides a dual layer of heat resistant high density closed cell foam that carries an impressive rating of R-25 for heat retention.



Thermo Lock® XS (Standard)

Designed for the coldest climates, the Closed Cell Foam Insulation on the shell and pipe work plus the new cabinet foam-foil insulation system ensures that the heat stays in the spa. The insulation system and the thermal retentive hardcover combined reduce the energy consumption of the spas heating system – saving money and making the spa more environmentally efficient. Thermo Lock XS® significantly reduces heating and running costs by maintaining water temperatures longer. It also supports the spas plumbing and fittings by locking them in place and ensuring their longevity.



Shield Base® Moulded Fibreglass Base (Standard)

Moulded to snugly fit the base frame of the spa, the Shield Base assists in protecting the spas interior equipment and fittings by providing a moisture barrier. It adds to the structural integrity of the spa and is also a deterrent for unwanted rodents and bugs making their home within the spa cabinet. Each fibreglass base is hand rolled, cured and attached to the frame. Once cured, fibreglass is stronger than concrete providing the perfect foundation for each spa and Swim Spa.



Premium Control



Making Controlling your Spa Easy Gecko IN.XM/ Gecko IN.XE™ (Standard)

With their waterproof enclosures and breakthrough in.link connectors, the in.xm and in.xe packs boast the highest water resistance ever designed – just one of a long list of innovative features that make in.xm and in.xe the safest and most reliable spa pack platforms ever offered.



“in.link” Plugs and Connectors (Standard)

With coloured and tagged polarises, in.link waterproof cables are designed to ensure that all equipment cables used to make a spa work properly are well connected and easily configured to eliminate any risk of miss-wiring.



Top-Side Multi-Function Touchpad's (Standard)

Full-function and multi-feature keypads with graphic LCD displays and navigation keys providing control of all functions and programming of the spa system and of peripheral accessories with just the press of a button.



IRMT-4 Remote Control (XS Models Only)

IRMT-4 Infrared Waterproof Remote controls spa functions and can be tuned into most audio equipment CD, AM/FM Tuner and video equipment TV, VCR or DVD.

Premium Heating

Efficient and Reliable Gecko Incoloy® 825 Heater (M-Series Only)

Heater Size available in 2kw and 3.8kw



Gecko Remote Heating “in.therm” with Titanium Heater (X & XS Models)

Separated from the pack, in.therm is an intelligent 3.8kw remote heater that integrates electronics directly in its power box. Its long list of features includes a built-in temperature probe and new water flow detection that eliminates the need of a pressure switch. No moving parts, no need for adjustments and designed to be easily and quickly installed. It is totally maintenance free – defining new levels of reliability.

Water Temperature Algorithm Monitoring “in.t.cip”

This technology monitors water temperature through in.t.cip – an intelligent water temperature algorithm that calculates the optimal time to start pumps and get water temperature readings. Heater start times are continuously adjusted to ensure that it is operating at its most efficient level at all times.

Energy Smart Options

All Models available In:

- Portable With Electric Heating
- Optional Energy Smart Circulation Pump
- Portable Electric Hybrid with Gas Heater or Heat Pump
- In-ground Electric Hybrid with Gas or Heat Pump
- In-ground with Gas Heater or Heat Pump





Premium Spa Pumps & Jets

High Performance Pumps (Standard)

The single speed High Flow Hydrotherapy massage pumps designed to produce optimal performance from all of your spa massage jets. We match the pumps to your jet configuration to ensure that every spa meets our performance requirements.

High Performance Air Transfer Pumps (Standard)

The whisper quiet Air Transfer Pump supplies strong airflow to your soft tissue massage jets resulting in tranquillity, relaxation and well-being as thousands of tiny air bubbles provide you with a complete body massage.

Energy Efficient Filtration Pumps (Circulation Pump Standard)

Small and Energy Efficient Filtration and Heating Pumps provide the ability to program filtration times from 0 to 24 hours to suit your usage requirements. Providing 100% filtration for perfectly clean water and flow rates to allow adequate water turnover and water sanitisation, there is no more efficient way to maintain your water quality.

Massage Jets & Fittings (Standard)



Super Venturi Technology

Patented Australian Super Venturi Technology (SVT) has been developed to significantly improve performance of the jets – delivering 25% better water and air mix and supplying a more comfortable and powerful massage. Made from superior materials, the SVT jet is stronger and more resistant to spa chemicals. With a plastic nylon or stainless steel pin, these bearing free jets carry an industry leading 5-year warranty.

Massage Jet Types

- Hydrotherapy Jets with “SVT”
- Deep Tissue Massage Jets
- Soft Tissue Massage Jets
- Force 10 Swim Jets with “SVT”
- Force 10 Exercise Jet with “SVT”



Premium Safety

Protecting your Family and your Spa Kinetic Heat Monitoring “in.kin” (Standard)

The Kinetic Heat Monitoring manages water temperature increases generated by pump heat dissipation to protect spas and spa users against water over heating. in.kin is the industry's first and only true kinetic heat protection. It monitors all pump outputs, not just the “heating” pump.

Solid State Monitoring “in.flo” (Standard)

Solid State Monitoring “in.flo” is an all electronic dry-fire protection built-in to the spa heaters power box. in.flo eliminates the burden of adjustments, calibrations and failures associated to usual water flow sensors.



Water Tight Protection “in.seal” (Standard)

Water Tight Protection “in.seal” provides an extra level of protection against water infiltration. Connectors and power boxes are designed to be watertight with no direct water contact to electrical components. All components are IPX5 rated for your protection.



Lockable Hard Cover (Standard)

The Lockable Hard Cover is manufactured with marine-grade vinyl with high density insulating foam inserts. The cover boasts a load rating of 100kg static weight and provides maximum heat retention. It is designed to be easily moved on and off the spa and also features multiple lock down key entry straps for added child safety and peace of mind.

Safety Standards

All of our spas are built to Australian Safety Standards including filtration, suction and electrical. We also have full Australian Electrical Approvals /SGS Approval # SGS100208. /SAA Approval # A/12571EA:

- Australian Prescribed Article Approvals
- CE, TUV and UL Approvals
- Australian Standards Compliant

Premium Lighting

Radiance Classic (Standard)

Underwater colour LED light system that provides all the potential of smart-controlled LED lights. Users can select a specific colour or let the lighting system create colour variations for your visual pleasure.

Radiance XS® (Standard)

In addition to the Radiance Classic, the Radiance XS offers an additional 12 x LED Bud lights placed inside the spa under the waterline adding to the ambiance when using your spa at night.

Water Management

Cleaning Systems

Aqua Clean Filtration (Standard)

The Aqua Clean Filtration System keeps your spa water crystal clean and clear by providing from 75sqft – 150sqft of the most proven and effective filtration action available. Aqua Clean Filtration gives you easy access to your cartridges and incorporates a new 100% filter flow-through making the spa water crystal clear.



O³ Pure® (Standard)

The O³ Pure® keeps your water free of impurities and micro-organisms and is up to four-times more efficient than conventional UV ozone water treatment methods. This unique system gives you 100% efficiency when mixing ozone and water helping to keep the spa water clean, clear and safe.

O³ Pure XS® (Standard)

The O³ Pure XS® incorporates an innovative backlit mixing chamber to increase the contact time of the ozone with the spa water – keeping your spa crystal clear and reducing chemical usage by up to 90%.



Additional Features

Aromatherapy (Standard)

Involving pure essential aromas, aromatherapy is therapeutic and will enhance your spa experience through a sense of ease and calmness.



Hydrotherapy Zone Selectors (Standard)

Hydrotherapy Zone Selectors give you total control over the various massage seating areas in the spa. You can adapt jet pressures to your desired comfort levels by gradually shifting water between the selected zones and create your own unique spa experience.



Spa Plumbing (Standard)

All Spas are plumbed using 100% food grade virgin plastic that does not break down and harbour bacteria – like cheaper recycled plastic hose. In addition, all the pipes are glued and secured with self-tensioning clamps to ensure years of trouble free operation. We guarantee this quality with an industry leading 3-year no leak warranty.

Optional



Accessories and Upgrades

Supercharge M Upgrade

(Available on M-450 / M-510 / M-500 Models)*

The Supercharge M-Series Upgrade allows you to add a second High Performance Pump with a 3.8kw heater. We replace eight Soft Tissue Massage Jets with eight Deep Tissue Jets. The spa will require power of 32amp-Direct Wire or Multi-Phase.



Wireless In-House Monitoring "in.watch"


Wireless In-House Monitoring "in.watch" displays indoor and outdoor temperatures, keeps an eye on your spa systems condition and reads water temperature from a wireless LCD display inside your home.



Harmony XS® - Waterproof AM/FM Receiver / iPod Dock

Harmony XS® offers AM, FM, and seven weather band tuning. It plays iPods through the docking station mounted on the spa cabinet. A topside control pad allows for full control of the iPod from the spa and tags for song title, album and artist name scroll on display.

* Supercharge upgrade limited to some models. Please note upgrades can change the electrical configuration of your spa and you may need to adjust your wiring accordingly. If you are unsure, please ask our friendly staff to explain.





“We pride ourselves on quality and are leaders in spa technology and hydrotherapy.”

Maax Spa offers the strongest warranty available in Australia along with a national and global distribution network.

With world class portable spas, in-ground spas, Swim Spas and accessories, Maax Spa has the perfect relaxation, entertainment or work out solution for you.

Eliminate the “hustle and bustle” of everyday life and reclaim some peace and tranquility in your own backyard with your very own Maax Spa.

Australia's Strongest Warranty

20-Years Shell Structure

10-Years Cabinet Structure

10-Years Insulation

5-Years Jet Warranty

5-Years Acrylic Surface

3-Years Pumps

3-Years Controllers

For more information, visit our website at www.maaxspa.com.au



Relax with Maax

call **13SPAS** or visit **maaxspa.com.au**



Please note images are for illustration purposes only. Maax Spa Pty Ltd reserves the right to update and modify where applicable.